



ergo.flex

BERNSTEIN's response to height-adjustable control stations –
based on the CS-3000 suspension system

More comfort. More safety.


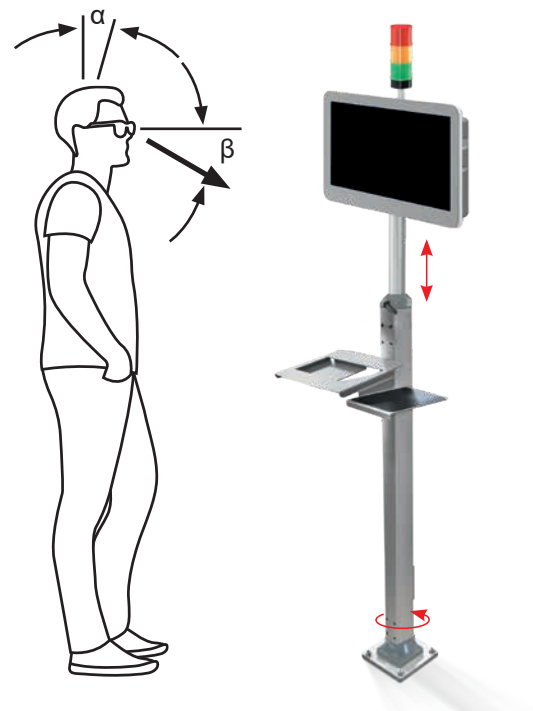
Compliance with occupational health and safety laws and thus the maintenance of the health of employees is becoming more and more important.

Individual and ergonomically designed control stations are an integral part of today's working conditions. A simple and uncomplicated height adjustment of the visualization unit is possible with the **ergo.flex** from BERNSTEIN.

Man and machine in focus

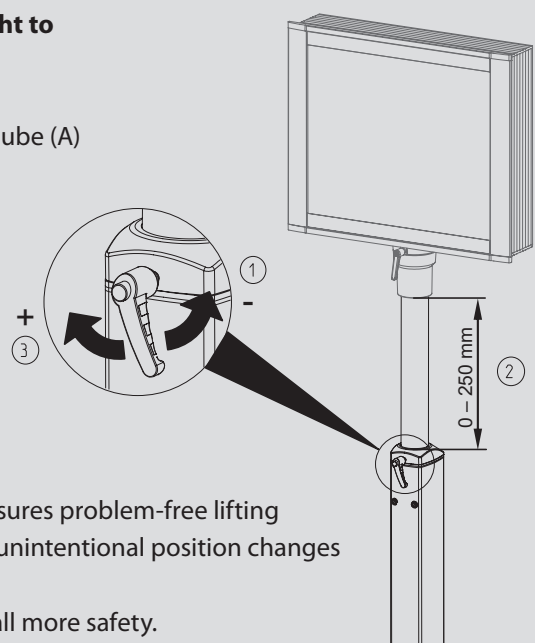
With the **ergo.flex**, BERNSTEIN AG will simplify the operation and monitoring of machines and systems.

Without complex adjustments, the visualisation height can be adjusted to the ergonomically correct position in just a few steps to meet personal requirements at the control station.



Alignment of the visualization height to different sized operators.

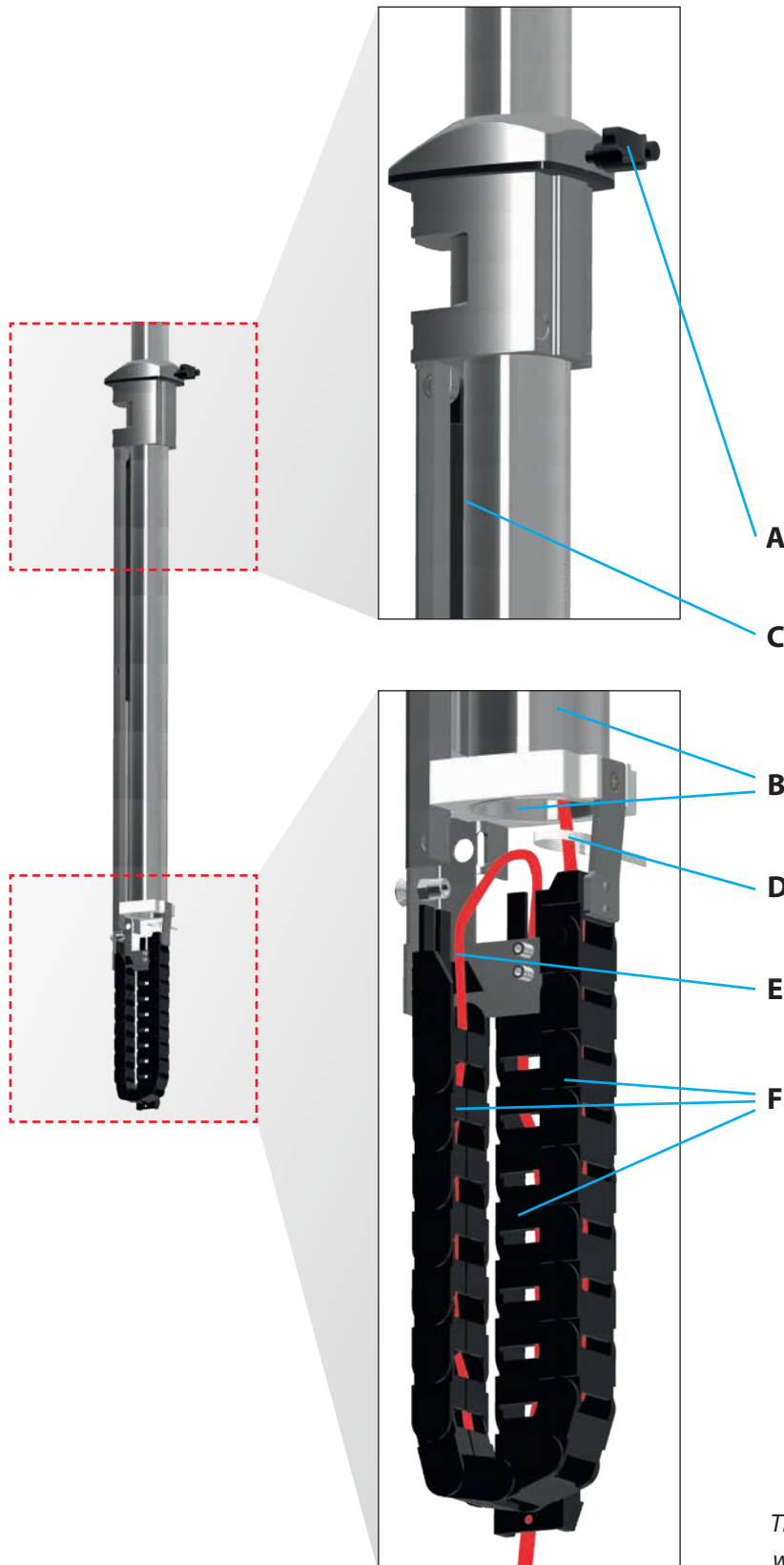
- 1000 mm long CS-3000 aluminium tube (A)
 - 1000 mm version: wall mounting
 - 1000 mm version: free standing
 - 1000 mm version: pendent **new**
- Height adjustment: 250 mm (B)
- Locking possibility by clamping lever in any position



The integrated gas pressure spring ensures problem-free lifting of the visualisation unit and prevents unintentional position changes after releasing the clamping lever. This means more comfort and above all more safety.

Cable management

Internal cable management



- The cable conduit (B) and the gas pressure spring (C) are separate from each other.
- The gas pressure spring counteracts the independent and uncontrolled adjustment of the adapted control unit after releasing the clamping lever (A) and additionally reduces the necessary force required for a desired height adjustment.
- The energy chains (F) attached below (standing version) the gas pressure spring serve as safe and reliable cable routing in the moving part of the ergo.flex. They prevent damage to the cables. A strain relief (D) of the cables (E) is also possible in this area integrated.

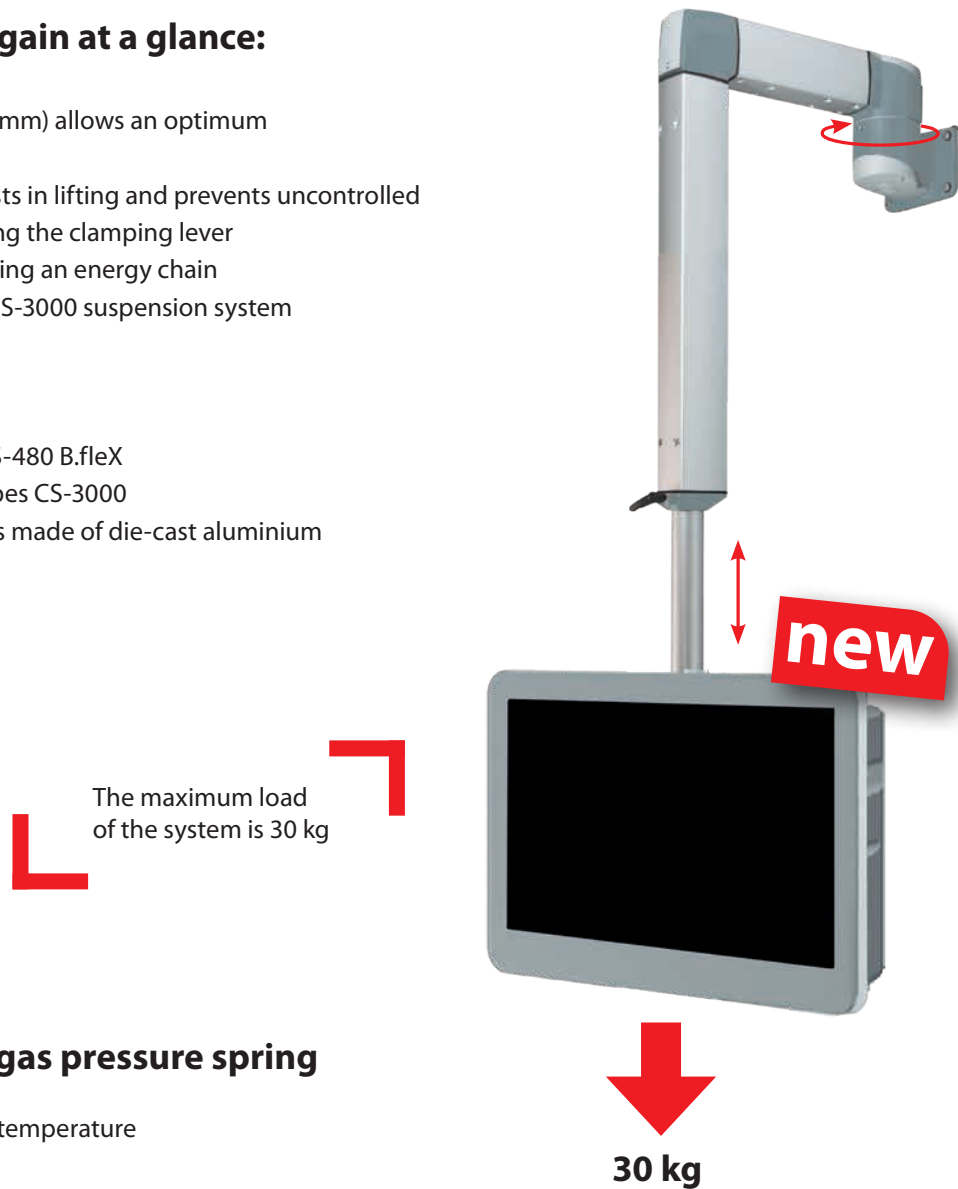
The internal cable management was shown without the CS-3000 tube!

The advantages again at a glance:

- The variable stroke (250 mm) allows an optimum visualisation height
- Gas pressure spring assists in lifting and prevents uncontrolled adjustment after releasing the clamping lever
- Internal cable routing using an energy chain
- Easy integration to the CS-3000 suspension system

Materials:

- Galvanized steel tube CS-480 B.fleX
- Anodised aluminium tubes CS-3000
- Connection components made of die-cast aluminium
- POM bearing
- Neoprene seals
- protection class IP 54
- Energy chain PA



Selection criteria gas pressure spring

Total weight and ambient temperature influence selection


The total weight is calculated:

- Enclosure
- Installed equipment
- Coupling components

Different gas springs, depending on the field of application

Ambient temperature	Strength of the gas pressure spring [N] (maximum weight load [kg])			
	100 N (8,7 kg)	150 N (14 kg)	200 N (19,4 kg)	300 N (30,0 kg)
	100 N (8,3 kg)	150 N (13,5 kg)	200 N (18,7 kg)	300 N (29,0 kg)
40 °C	100 N (8,7 kg)	150 N (14 kg)	200 N (19,4 kg)	300 N (30,0 kg)
30 °C	100 N (8,3 kg)	150 N (13,5 kg)	200 N (18,7 kg)	300 N (29,0 kg)
20 °C	100 N (8,0 kg)	150 N (13 kg)	200 N (18,0 kg)	300 N (28,0 kg)



Accessories for system integration



Our solutions



Ordering data

Figure	Article
	ergo.flex 1000/100 suspended 1015300295 <ul style="list-style-type: none"> Gas pressure spring force [N]: 100 Colour: RAL 9006 (standard)
	ergo.flex 1000/150 suspended 1015300292 <ul style="list-style-type: none"> Gas pressure spring force [N]: 150 Colour: RAL 9006 (standard)
	ergo.flex 1000/200 suspended 1015300293 <ul style="list-style-type: none"> Gas pressure spring force [N]: 200 Colour: RAL 9006 (standard)
	ergo.flex 1000/300 suspended 1015300294 <ul style="list-style-type: none"> Gas pressure spring force [N]: 300 Colour: RAL 9006 (standard)
	ergo.flex 1000/100 upright 1015300296 <ul style="list-style-type: none"> Gas pressure spring force [N]: 100 Colour: RAL 9006 (standard)
	ergo.flex 1000/150 upright 1015300297 <ul style="list-style-type: none"> Gas pressure spring force [N]: 150 Colour: RAL 9006 (standard)
	ergo.flex 1000/200 upright 1015300298 <ul style="list-style-type: none"> Gas pressure spring force [N]: 200 Colour: RAL 9006 (standard)
	ergo.flex 1000/300 upright 1015300299 <ul style="list-style-type: none"> Gas pressure spring force [N]: 300 Colour: RAL 9006 (standard)

Notes

Plans. Sketches. Ideas.



A large grid of small dots for sketching or writing.

**DETECT****We make
safety happen.****PROTECT****We keep safe
your visions.**

Contact

International Headquarters
BERNSTEIN AG
Hans-Bernstein-Str. 1
32457 Porta Westfalica
Phone +49 571 793-0
Fax +49 571 793-555
info@bernstein.eu
www.bernstein.eu

Denmark
BERNSTEIN A/S
Phone +45 7020 0522
Fax +45 7020 0177
info.denmark@bernstein.eu

France
BERNSTEIN S.A.R.L.
Phone +33 1 64 66 32 50
Fax +33 1 64 66 10 02
info.france@bernstein.eu

Italy
BERNSTEIN S.r.l.
Phone +39 035 4549037
Fax +39 035 4549647
info@it.bernstein.eu

United Kingdom
BERNSTEIN Ltd
Phone +44 1922 744999
Fax +44 1922 457555
sales@bernstein-ltd.co.uk

Austria
BERNSTEIN GmbH
Phone +43 2256 62070-0
Fax +43 2256 62618
office@bernstein.at

Switzerland
BERNSTEIN (Schweiz) AG
Phone +41 44 775 71-71
Fax +41 44 775 71-72
info.schweiz@bernstein.eu

Hungary
BERNSTEIN Kft.
Phone +36 1 4342295
Fax +36 1 4342299
info@hu.bernstein.eu

China
BERNSTEIN Safe Solutions
(Taicang) Co., Ltd.
Phone +86 512 81608180
Fax +86 512 81608181
info@bernstein-safesolutions.cn

www.bernstein.eu