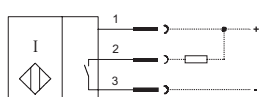
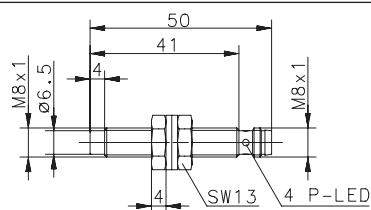
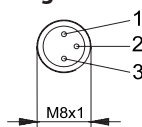


Inductive Proximity Switch

Series M08

Description **KIN-M08NS/002-KLSM8**

Article number **6532342004**
Wiring Diagram

Plug


Identifying characteristics in accordance with EN 60947-5-2


Electrical data

Rated operating distance	S_n	2 mm
Standard target		8 mm x 8 mm, t = 1 mm, material: FE360
Real sensing distance	S_r	1,8 ... 2,20 mm
Assured operating distance	S_a	0 ... 1,6 mm
Switching element function		DC, N.O.
Repeat accuracy	R	≤ 5 %
Differential travel (hysteresis)	H	≈ 8 %
Rated operational voltage	U_e	12 - 24 V DC
Operational voltage range	U_B	10 - 30 V DC
Rated insulation voltage	U_i	75 V DC
Rated impulse withstand voltage	U_{imp}	500 V
Voltage drop	U_d	≤ 2 V specification
Utilization category		DC 13
Rated operational current	I_e	200 mA ±10 %
Minimum operating current	I_m	1 mA
Off-state current	I_r	< 0,1 mA
No-load supply current	I_o	< 10 mA
Switching element		permanent overload and s.c.p.
Short-circuit protection		pulsed, current-limited and thermal
Frequency of operating cycles	f	750 Hz
Mounting		non flush
False polarity protection		yes
Time delay before availability	t_v	< 300 ms

Mechanical Data	
Front cap	LCP, black
Enclosure	stainless steel (Niro 1.4305)
Ambient air temperature	-25 °C ... +70 °C
Type of protection	IP67 / NEMA Type 1 (only in fully locked position with it's plugs)
Function indication	LED, yellow
Degree of pollution	3 (Pollution of the sensing surface may decrease operating distance)
Termination type	plug socket M8x1
For attachment	2 x hexagon nut (tightening torque ≤ 8 Nm) and 2 x toothed washer

Product reliability (in acc. with DIN EN 61709 (SN 29500))	
MTTF (at 40 °C)	>1150 years

EU Conformity	
	acc. to directive 2014/30/EU (EMC-Directive)

Approvals	
	

Notes	
To be used with a class 2 power supply according to UL approval.	
Further data and information can be found at www.bernstein.eu .	