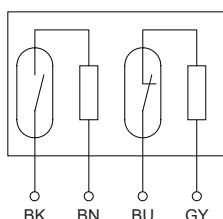
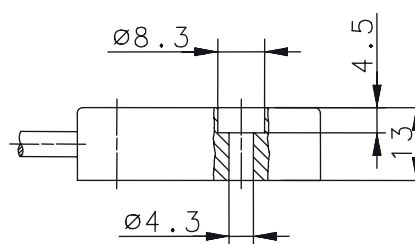
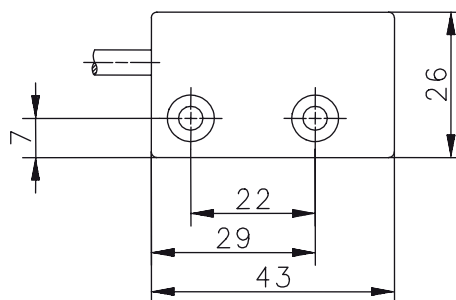
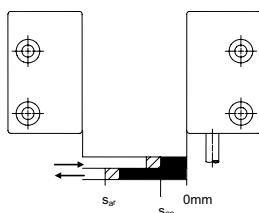


## Coded Magnetic Switch

### Series MAK-52

Description **MAK-5236-3 TÜV**

Article number **6490652316**
**Wiring diagram**

**Dimension drawing**

**Actuating direction / Operating distance**

**Technical data**

Switching function	N.O., N.C. combined	
Reference magnet	TK-52-CD/2 TÜV (6402052311)	
Assured operating distance - ON	$S_{ao}$	$\geq 3 \text{ mm}$
Assured operating distance - OFF	$S_{ar}$	$\leq 14 \text{ mm}$
Repeat accuracy	R	$\pm 0,1 \text{ mm}$ , under same geometrical conditions at the same temperature
Utilization category	DC-12	
Frequency of operating cycles	f	1 Hz

**Electrical data**

Max. voltage	30 V DC
Max. switching current	0,08 A
Max. switching capacity	0,25 W
Internal series resistors	27 $\Omega$ , per channel
Protection class acc. to EN IEC 61558	III (safety extra-low voltage)
Note	Combinations of switching voltage and switching current must not exceed the maximum switching capacity.

Mechanical data	
Enclosure	PBT, black
Tightening torque of fastening screws	1,25 Nm $\pm$ 0,25 Nm
Temperature range	- 5 °C ... + 70 °C (cable not fixed mounted) - 25 °C ... + 70 °C (cable fixed mounted)
Mechanical life	3 x 10 <sup>8</sup> operating cycles
Vibration	10 G (10 - 1200 Hz)
Shock	10 G (11 ms, ½ Sinewave)
Protection type	IP 67 acc. to EN 60529
Termination type	Cable 4 x 0,25 mm <sup>2</sup> x 3 m $\pm$ 5 % ; PVC - Outer jacket, black
Assembly position	optional (assembly on ferromagnetic material means reduction of switch distance)

ID for safety engineering	
Mission time	20 years

Standards	
Note	EN 60947-5-3 The EN 60947-5-3 standard is fulfilled by the complete system of coded BERNSTEIN magnetic switches with associated actuator and suitable evaluation device.

EU Conformity	
	acc. to directive 2006/42/EC (Safety-of-Machinery-Directive)

Approvals	
	TÜV Nord

Notes	
	Contact protection must be provided for inductive and capacitive loads.