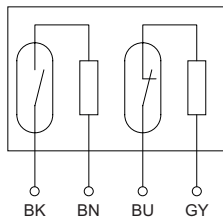
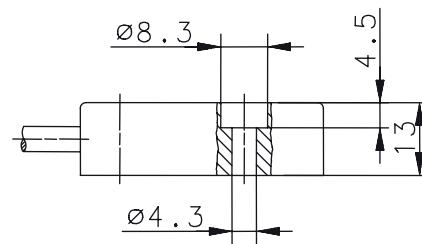
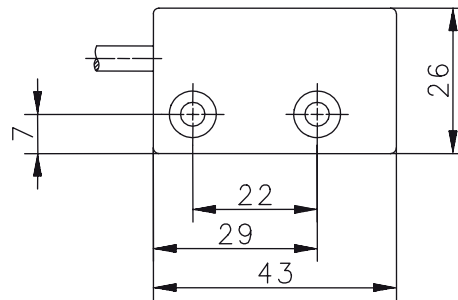
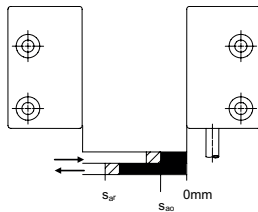


Coded Magnetic Switch

Series MAK-52

Description **MAK-5236-9 TÜV**

Article number **6490652308**
Wiring diagram

Dimension drawing

Actuating direction / Operating distance

Technical data

Switching function	N.O., N.C. combined	
Reference magnet	TK-52-CD/2 TÜV (6402052311)	
Assured operating distance - ON	S_{ao}	$\geq 3 \text{ mm}$
Assured operating distance - OFF	S_{ar}	$\leq 14 \text{ mm}$
Repeat accuracy	R	$\pm 0,1 \text{ mm}$, under same geometrical conditions at the same temperature
Utilization category	DC-12	
Frequency of operating cycles	f	1 Hz

Electrical data

Max. voltage	30 V DC
Max. switching current	0,08 A
Max. switching capacity	0,25 W
Internal series resistors	27 Ω , per channel
Protection class acc. to EN IEC 61558	III (safety extra-low voltage)
Note	Combinations of switching voltage and switching current must not exceed the maximum switching capacity.

Mechanical data	
Enclosure	PBT, black
Tightening torque of fastening screws	1,25 Nm \pm 0,25 Nm
Temperature range	- 5 °C ... + 70 °C (cable not fixed mounted) - 25 °C ... + 70 °C (cable fixed mounted)
Mechanical life	3 x 10 ⁸ operating cycles
Vibration	10 G (10 - 1200 Hz)
Shock	10 G (11 ms, ½ Sinewave)
Protection type	IP 67 acc. to EN 60529
Termination type	Cable 4 x 0,25 mm ² x 9 m \pm 5 % ; PVC - Outer jacket, black
Assembly position	optional (assembly on ferromagnetic material means reduction of switch distance)

ID for safety engineering	
Mission time	20 years

Standards	
Note	EN 60947-5-3 The EN 60947-5-3 standard is fulfilled by the complete system of coded BERNSTEIN magnetic switches with associated actuator and suitable evaluation device.

EU Conformity	
	acc. to directive 2006/42/EC (Safety-of-Machinery-Directive)

Approvals	
	TÜV Nord

Notes	
	Contact protection must be provided for inductive and capacitive loads.