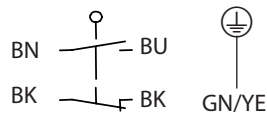


Metal bodied limit switch Series M49

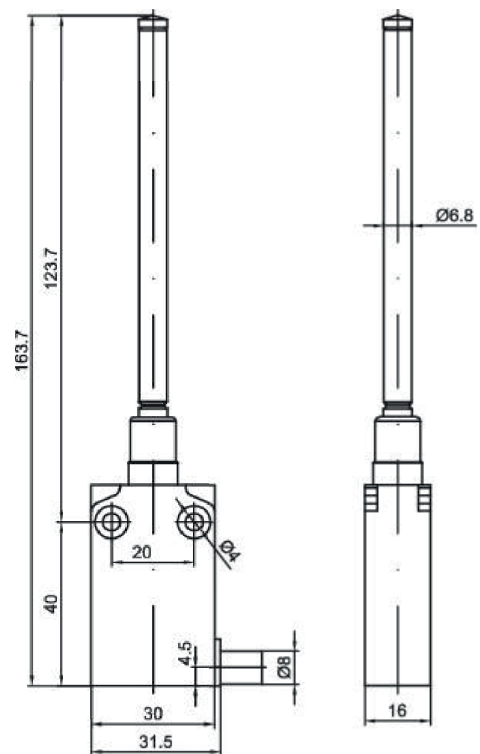
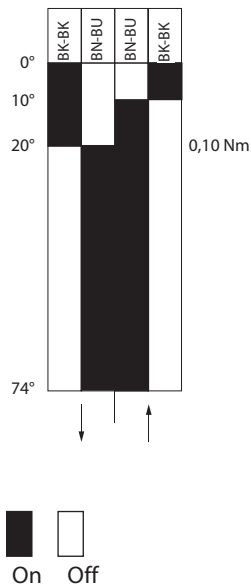
Description **M49-SU1 FF**

Article number **6023000109**

Operating symbol



Operating diagram



Electrical Data

Rated insulation voltage	U_i 400 V
Conv. thermal current	I_{the} 10 A
Rated operational voltage	U_e 240 V AC / 24 V DC
Utilization category	AC-15, 240 V / 3 A; DC-13, 24 V / 2,8 A
Short-circuit protective device $U_e < 500$ V a.c. - gG type fuses	Fuse 10 A gG
Protection class	I

Mechanical data	
Enclosure	Zn die-casting, powder coated, RAL 7001 (silver gray)
Actuator	Spring (stainless steel)
Ambient air temperature	
-during operation	-25 °C ... +70 °C
-for storage	-40 °C ... +70 °C
Contact type	Snap action, 1 N.C. (Form Zb), 1 N.O.
Mechanical life	10 x 10 ⁶ switching cycles
Switching frequency	3600 / h
Velocity for actuating	0,5 m/s
Resistance between contacts	< 25 mΩ
Connection	PVC 5 x AWG 18 UL cable, 1m length
Weight	0,250 kg
Installation position	All positions are authorized
Protection type	IP67 acc. to IEC/EN 60529

Standards
DIN EN 60947-5-1

EU Conformity
acc. to directive 2014/35/EU (Low-Voltage-Directive)

Approvals
cUL _{US} (B300, R300)

Notes
Type 4 -X – 6 enclosure ("indoor use only") acc. to UL50