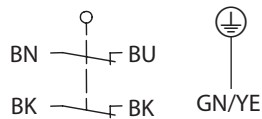


## Metal bodied limit switch Series M49

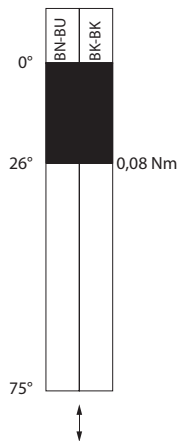
Description **M49-A2 AV Z**



Article number **6023000096**

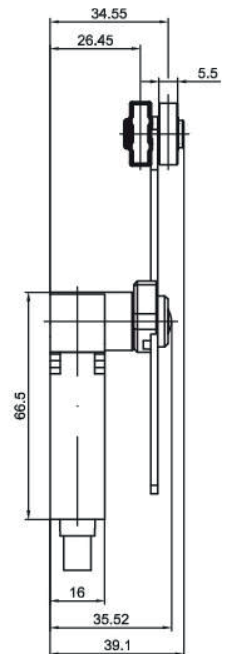
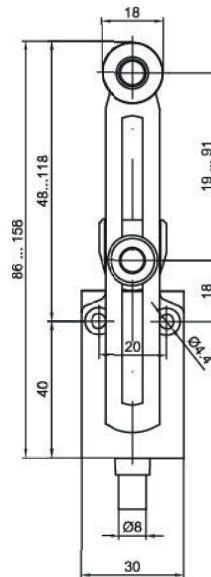
### Operating symbol



### Operating diagram



 On  
 Off  
 Tolerance:  
 Operating points  $\pm 1^\circ$ ;  
 Operating torque  $\pm 0,01 \text{ Nm}$



### Electrical Data

Rated insulation voltage	$U_i$ 250 V
Conv. thermal current	$I_{the}$ 4 A
Rated operational voltage	$U_e$ 240 V AC / 24 V DC
Utilization category	AC-15, 240 V / 3 A; DC-13, 24 V / 2 A
Short-circuit protective device $U_e < 500 \text{ V a.c.} - \text{gG type fuses}$	Fuse 4 A gG
Protection class	I

Mechanical data	
Enclosure	Zn die-casting, powder coated, RAL 7001 (silver gray)
Actuator	Axle lever housing (Zn die-casting, galvanized), lever (steel, galvanized), roller (nylon)
Ambient air temperature	
-during operation	-25 °C ... +70 °C
-for storage	-40 °C ... +70 °C
Contact type	Slow action, 2 N.C. (Form Zb)
Mechanical life	10 x 10 <sup>6</sup> switching cycles
Switching frequency	3600 / h
Velocity for actuating	0,5 m/s
Resistance between contacts	< 25 mΩ
Connection	PVC 5 x AWG 18 UL cable, 1m length
Weight	0,240 kg
Installation position	All positions are authorized
Protection type	IP67 acc. to IEC/EN 60529

Standards
DIN EN 60947-5-1

EU Conformity
acc. to directive 2014/35/EU (Low-Voltage-Directive)

Approvals
cUL <sub>US</sub> (B300, R300)

Notes
Type 4 -X – 6 enclosure ("indoor use only") acc. to UL50