

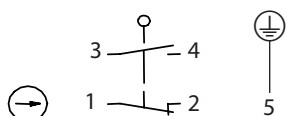
Metal bodied limit switch

Series M49

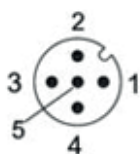
Description **M49-SU1Z AH M12**

Article number **6023000083**

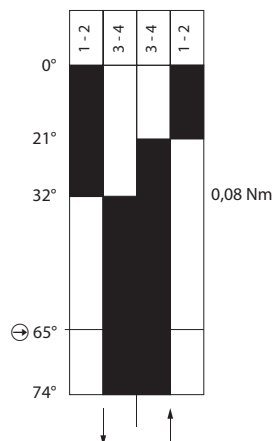
Operating symbol





Plug

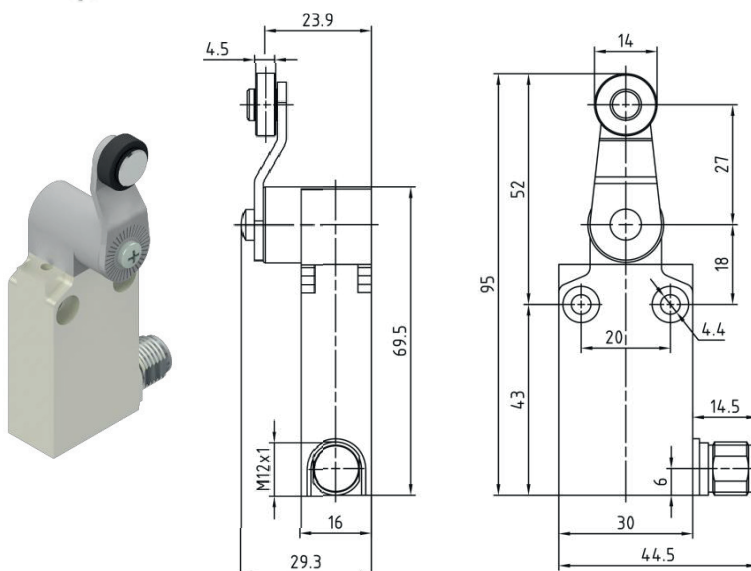


Operating diagram



 On
  Off

Tolerance:
 Operating points $\pm 1^\circ$;
 Direct opening action $\pm 1^\circ$;
 Operating torque $\pm 0,01 \text{ Nm}$



Electrical Data

Rated insulation voltage	U_i 250 V
Conv. thermal current	I_{the} 4 A
Rated operational voltage	U_e 240 V AC / 24 V DC
Utilization category	AC-15, 240 V / 3 A; DC-13, 24 V / 2 A
Direct opening action	\ominus 0,28 N acc. to IEC/EN 60947-5-1
Short-circuit protective device $U_e < 500 \text{ V a.c.} - \text{gG type fuses}$	Fuse 4 A gG
Protection class	I

Mechanical data	
Enclosure	Zn die-casting, powder coated, RAL 7001 (silver gray)
Actuator	Axle lever housing (Zn die-casting, galvanized), lever (steel, galvanized), roller (nylon)
Ambient air temperature	
-during operation	-25 °C ... +70 °C
-for storage	-40 °C ... +70 °C
Contact type	Snap action, 1 N.C. (Form Zb), 1 N.O.
Mechanical life	10 x 10 ⁶ switching cycles
Switching frequency	3600 / h
Velocity for actuating	0,5 m/s
Resistance between contacts	< 25 mΩ
Connection	1 x plug M12x1 ; 5-pole, male
Weight	0,155 kg
Installation position	All positions are authorized
Protection type	IP67 acc. to IEC/EN 60529

ID for safety engineering	
B10d	20 x 10 ⁶

Standards	
	DIN EN 60947-5-1

EU Conformity	
	acc. to directive 2014/35/EU (Low-Voltage-Directive)

Approvals	
	cUL _{US} (B300, R300)

Notes	
	Type 4 -X – 6 enclosure ("outdoor use - raintight - watertight corrosion resistant") acc. to UL50