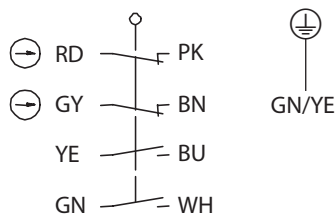


## Metal bodied limit switch Series M49

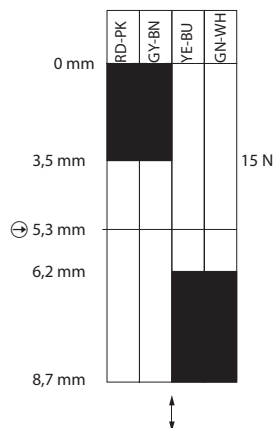
Description **M49-U2Z RIW Z**



Article number **6023000028**

### Operating symbol

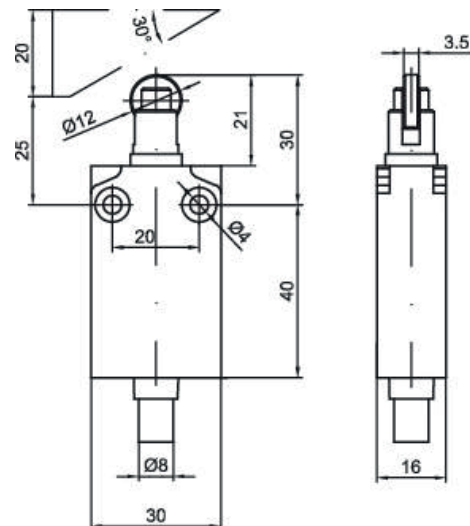



### Operating diagram



 On   
  Off

Tolerance:  
 Operating points  $\pm 0,2$  mm;  
 Direct opening action  $\pm 0,2$  mm;  
 Operating force  $\pm 0,2$  N



### Electrical Data

Rated insulation voltage	$U_i$ 250 V
Conv. thermal current	$I_{the}$ 4 A
Rated operational voltage	$U_e$ 240 V AC / 24 V DC
Utilization category	AC-15, 240 V / 3 A; DC-13, 24 V / 2 A
Direct opening action	$\rightarrow$ 30 N acc. to IEC/EN 60947-5-1
Short-circuit protective device $U_e < 500$ V a.c. - gG type fuses	Fuse 4 A gG
Protection class	I

Mechanical data	
Enclosure	Zn die-casting, powder coated, RAL 7001 (silver gray)
Actuator	Plunger (nickel plated brass), roller (galvanized steel)
Ambient air temperature	
-during operation	-25 °C ... +70 °C
-for storage	-40 °C ... +70 °C
Contact type	Slow action, 2 N.C. (Form Zb), 2 N.O.
Mechanical life	10 x 10 <sup>6</sup> switching cycles
Switching frequency	3600 / h
Velocity for actuating	0,5 m/s
Resistance between contacts	< 25 mΩ
Connection	PVC 9 x AWG 22 UL cable, 1m length
Weight	0,180 kg
Installation position	All positions are authorized
Protection type	IP67 acc. to IEC/EN 60529

ID for safety engineering	
B10d	20 x 10 <sup>6</sup>

Standards	
	DIN EN 60947-5-1

EU Conformity	
	acc. to directive 2014/35/EU (Low-Voltage-Directive)

Approvals	
	cUL <sub>US</sub> (B300, R300)

Notes	
	Type 4 -X – 6 enclosure ("indoor use only") acc. to UL50